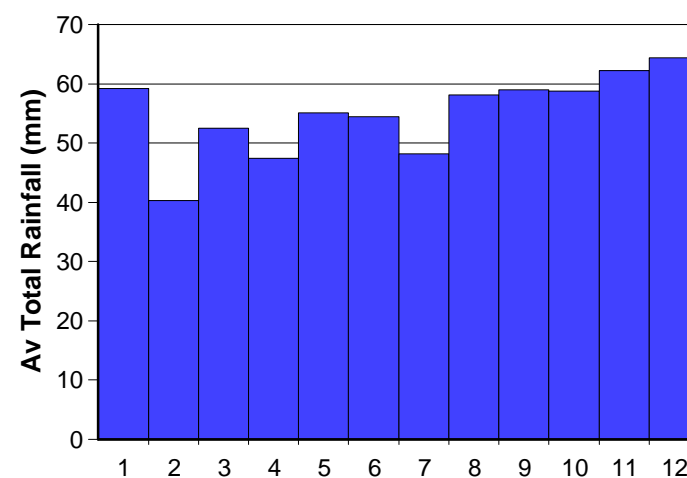
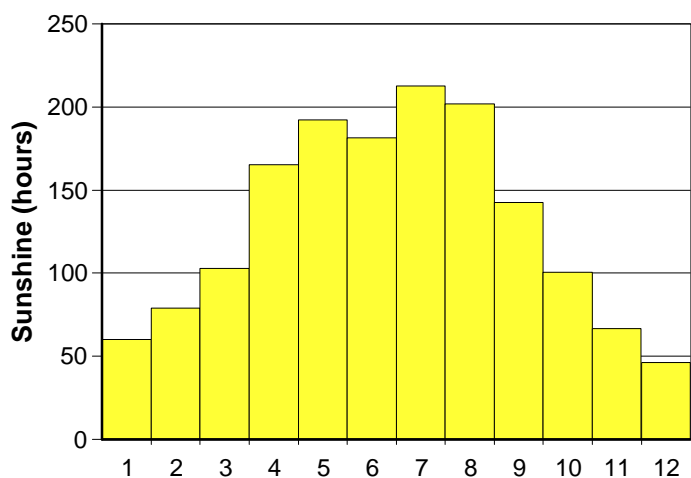
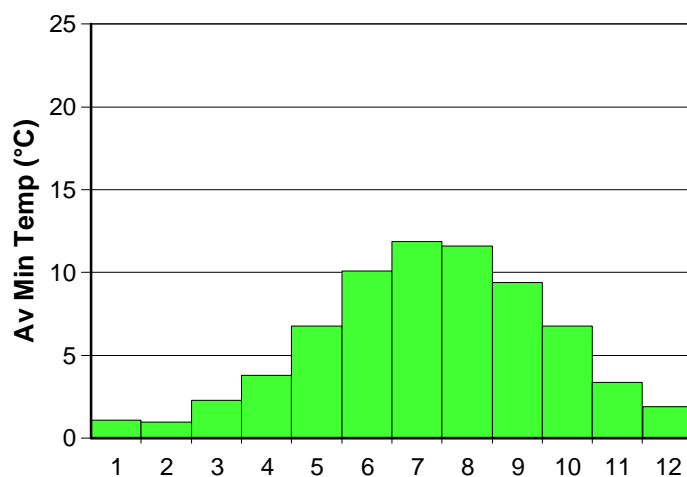
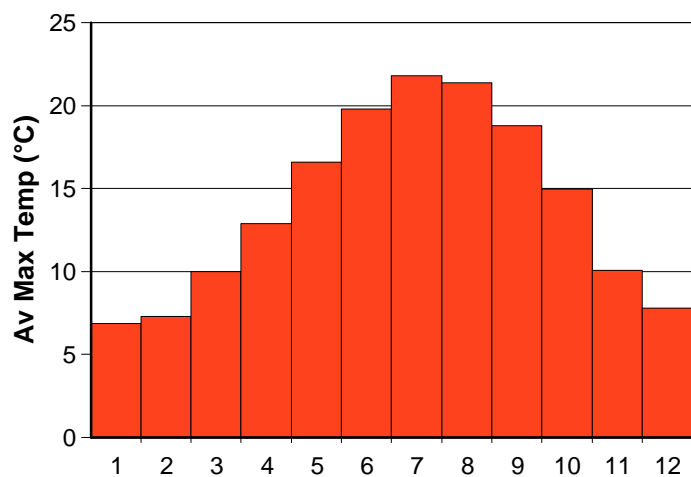


Wokingham Berkshire 44 m asl

Month	Av Max T (°C)	Av Min T (°C)	Av Mean T (°C)	Av Highest Max (°C)	Av Lowest Min T (°C)	Av Total Sun (hrs)	Av Total Rain (mm)	Av Days with Snow	Av Days with Thunder
Period	1961-1990	1961-1990	1961-1990	1981-1990	1981-1990	1981-1990	1961-1990	1961-1990	1961-1990
January	6.9	1.1	4.0	12.3	-6.2	60.3	59.2	4.7	0.3
February	7.3	1.0	4.2	13.1	-6.2	79.0	40.3	4.4	0.3
March	10.0	2.3	6.2	15.8	-3.7	103.0	52.5	3.8	0.9
April	12.9	3.8	8.4	19.8	-2.0	165.3	47.5	1.6	1.6
May	16.6	6.8	11.7	23.6	1.1	192.4	55.1	0.1	3.1
June	19.8	10.1	15.0	26.7	4.7	181.8	54.5	0.0	2.7
July	21.8	11.9	16.9	29.1	7.4	212.8	48.2	0.0	2.5
August	21.4	11.6	16.5	28.4	6.6	201.9	58.2	0.0	2.2
September	18.8	9.4	14.1	24.8	3.1	142.9	59.0	0.0	1.5
October	15.0	6.8	10.9	20.7	-0.8	100.9	58.8	0.0	0.5
November	10.1	3.4	6.8	16.2	-3.9	66.7	62.3	0.9	0.5
December	7.8	1.9	4.8	13.4	-5.2	46.5	64.4	2.4	0.3

<i>Annual Av's</i>									
S's / Exts	14.0	5.8	10.0	29.1	-6.2	1,553.5	660.0	17.9	16.4



Conversion Factors

To convert temperatures from Centigrade to Fahrenheit, multiply by 9/5 and add 32

To convert rainfall from millimetres to Inches, divide by 25.4

To Discuss the Latest Forecast for Your Area Talk Live to a Weather Man by Telephoning 09065-150 123

The UK Climate Guide is a product of Weathercall (Helpdesk Tel: 0870-6004242) & WeatherNet Ltd (Helpdesk Tel: 01202-295736)
Weathercall is a registered trademark of Thus Plc; © Crown Copyright and is for personal use only; 09065 calls are charged at £1.50 per minute